

# R...1000-1200 New Burner Models


The well-known R\_300-800 Burners Series, till now available up to 8 MW, has been upgraded with two new powerful burner models; that extend its max output up to 12 MW and make the Burner Series even more complete and suitable for matching with the various Heat and Steam Generators in today's market.

The New Burner Models take the reliability of combustion and the solidity typical of Riello's Burners and match them with the most advanced solutions on Power Output Control and Ventilation Technology; as result a 12 MW output is supplied with a User Friendly monobloc machine assuring easiness of installation and servicing, safe operation, and environmentally friendly emissions.

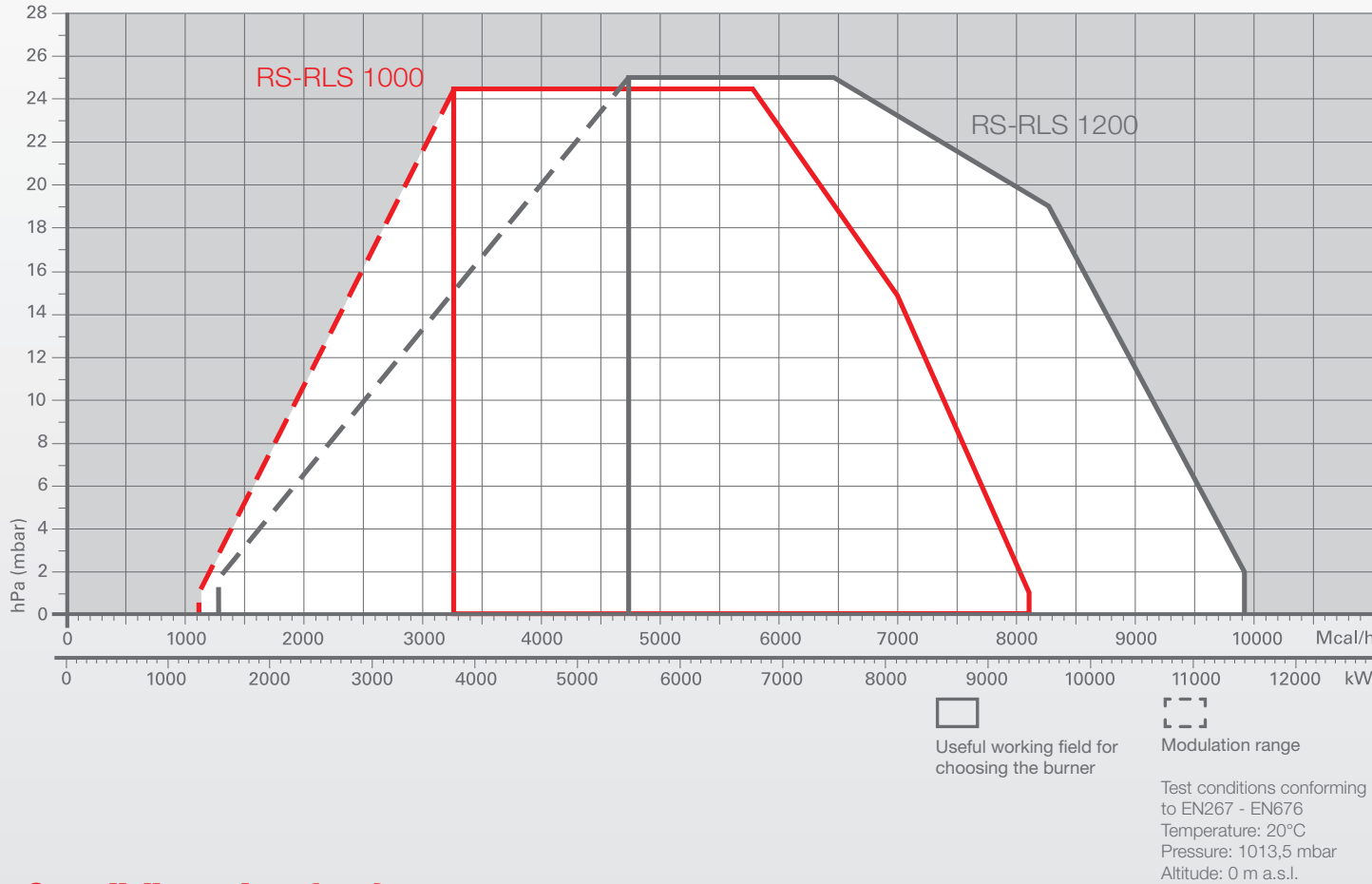
The New Gas and Dual Fuel Models are available in various air-fuel ratio control configurations; Modulating operation can be managed through Mechanical Cam for a simple commissioning, through Electronic Cam for higher performance and efficiency and through Variable Speed Drive technology to obtain both low noise emissions and electrical Power Saving.

The demanded power is supplied with precision, guaranteeing high efficiency and setting stability, obtaining fuel consumption and operating costs reduction.

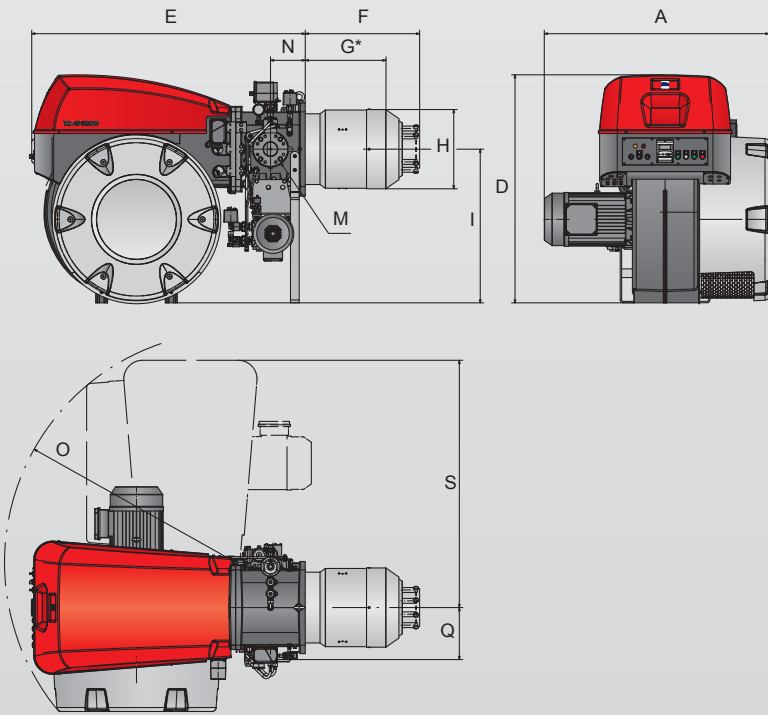
R\_1000-1200 models allow Low NOx, environmentally friendly, emissions according to the Class 3 of EN 676 European Standard.



## FIRING RATES




## Overall dimensions (mm)




MODEL	A	D	E	F	G*	H	I	M	N	O	Q	S
► RS - RLS 1000	1223	1310	1587	682	492	413	884	DN80	200	1330	299	1425
► RS - RLS 1200	1293	1310	1587	677	472	456	884	DN80	200	1330	299	1425

\* Maximum depth of the boiler door including the depth of the burner flange insulating gasket.

## TECHNICAL LAYOUT



- Easy installation and servicing in spite of the relevant output thanks to the Monobloc configuration
- Modulating Operation for both fuels: Light Oil and Gas
- Continuous operation available as a standard on Electronic cam models (to be selected on menu). Upon request on Mechanical cam models



- Digital Burner Management System with incorporated PID output modulation control (LMV 51.100 on /E models, LMV 52 on /EV models)
- Dedicated pump motor
- Ignition pilot burner and gas train
- Easy access to internal components by burner opening hinge



## Available models

### Burners

	CODE	MODEL					HEAT OUTPUT		TOTAL ELECTRICAL POWER (kW)	NOTE
							(kW)	NATURAL GAS (Nm <sup>3</sup> /h)		
GAS MODELS	20034424	RS 1000/M BLU	TC	FS1	3/400/50	230/50-60	1300/3800-9400	130/380-940	23	(1)
	20034425	RS 1200/M BLU	TC	FS1	3/400/50	230/50-60	1500/5500-11500	150/550-1150	27	(1)
	20034426	RS 1000/E BLU	TC	FS1	3/400/50	230/50-60	1300/3800-9400	130/380-940	23	(2)
	20034427	RS 1200/E BLU	TC	FS1	3/400/50	230/50-60	1500/5500-11500	150/550-1150	27	(2)
	20034429	RS 1000/EV BLU	TC	FS1	3/400/50	230/50-60	1300/3800-9400	130/380-940	23	(3)
DUAL FUEL MODELS	20034430	RS 1200/EV BLU	TC	FS1	3/400/50	230/50-60	1500/5500-11500	150/550-1150	27	(3)
	20034254	RLS 1000/M	TC	FS1	3/400/50	230/50-60	1300/3800-9400	130/380-940	26 (oil) 23 (gas)	(1)
	20034255	RLS 1200/M	TC	FS1	3/400/50	230/50-60	1500/5500-11500	150/550-1150	31 (oil) 27 (gas)	(1)
	20034416	RLS 1000/E	TC	FS1	3/400/50	230/50-60	1300/3800-9400	130/380-940	26 (oil) 23 (gas)	(2)
	20034412	RLS 1200/E	TC	FS1	3/400/50	230/50-60	1500/5500-11500	150/550-1150	31 (oil) 27 (gas)	(2)
	20034417	RLS 1000/EV	TC	FS1	3/400/50	230/50-60	1300/3800-9400	130/380-940	26 (oil) 23 (gas)	(3)
	20034421	RLS 1200/EV	TC	FS1	3/400/50	230/50-60	1500/5500-11500	150/550-1150	31 (oil) 27 (gas)	(3)

Natural gas, net calorific value: 10 kWh/Nm<sup>3</sup> - Density: 0,71 kg/Nm<sup>3</sup>  
The burners of RS-RLS series are in according to 2009/142 - 89/336 (2004/108) - 73/23 (2006/95) EC Directives.  
(1) /M = Modulating Mechanical Cam  
(2) /E = Modulating Electronic Cam  
(3) /EV = Modulating Electronic Cam, Variable Speed Drive

### Gas trains

	GAS TRAIN	GAS TRAIN	NATURAL GAS		NOTE
	CODE *	MODEL	BURNER (type)	ADAPTER (code)	
MULTIBLOC	3970221	MBC 1200 SE 50	RS-RLS 1000	3000826	(1)
	3970225	MBC 1200 SE 50 CT	RS-RLS 1000	3000826	(2)
COMPOSED GAS TRAINS	3970222	MBC 1900 SE 65 FC	RS-RLS 1000-1200	3010221	(1)
	3970226	MBC 1900 SE 65 FC CT	RS-RLS 1000-1200	3010221	(2)
	3970223	MBC 3100 SE 80 FC	RS-RLS 1000-1200	3010222	(1)
	3970227	MBC 3100 SE 80 FC CT	RS-RLS 1000-1200	3010222	(2)
	3970224	MBC 5000 SE 100 FC	RS-RLS 1000-1200	3010223	(1)
	3970228	MBC 5000 SE 100 FC CT	RS-RLS 1000-1200	3010223	(2)
	3970146	CB 50/1	RS-RLS 1000	3000826	(1)
	3970160	CB 50/1 CT	RS-RLS 1000	3000826	(2)
	3970147	CB 65/1	RS-RLS 1000-1200	3010221	(1)
	3970161	CB 65/1 CT	RS-RLS 1000-1200	3010221	(2)
	3970148	CB 80/1	RS-RLS 1000-1200	3010222	(1)
	3970162	CB 80/1 CT	RS-RLS 1000-1200	3010222	(2)
3970149	CB 100/1	RS-RLS 1000-1200	3010223	(1)	
3970163	CB 100/1 CT	RS-RLS 1000-1200	3010223	(2)	

\* gas trains are 230V/50Hz - 220V/60Hz electrical supply  
(1) without seal control  
(2) seal control included  
The valve seal control device is compulsory on gas trains of burners with a maximum output over 1200 kW, conforming to the European standard EN 676; on /E-/EV burner models the seal control function is managed by LMV control box, by installation on gas train of pressure switch supplied, as standard equipment, with the burner.  
To select the gas trains please refer to the technical data leaflet and/or instruction manual.

**Riello Burners - a world of experience  
in every burner we sell.**



Across the world, Riello sets the standard in reliable, high efficiency, low-maintenance burner technology.  
With burner capacities from 5 kW to 32 MW, Riello oil, gas, dualfuel and Low NOx burners deliver unbeatable performance across the full range of residential and commercial heating applications, as well as in industrial processes.

With headquarters in Legnago, Italy, Riello has been manufacturing premium quality burners for over 85 years.

The new manufacturing plant is equipped with the most innovated systems of assembling lines and modern manufacturing cells for a quick and flexible response to the market.  
Besides, the Riello Combustion Research Centre, located in Angiari Italy, represents one of the most modern facility in Europe and one of the most advanced in the world for the development of the burner technology.

Today, to meet its customers' needs, Riello Burners has a sales and support network that spans over 60 countries.


RIELLO S.p.A.  
Via Ing. Pilade Riello, 5  
37045 Legnago (VR) Italy  
Tel. +39.0442.630111 - Fax +39.0442.21980  
www.rielloburners.com - info@rielloburners.com

Since the Company is constantly engaged in the production improvement, the aesthetic and dimensional features, the technical data, the equipment and the accessories can be changed. This document contains confidential and proprietary information of RIELLO S.p.A. Unless authorised, this information shall not be divulged, nor duplicated in whole or in part.

## \* Product Overview

# RS - RLS 1000 - 1200

High Power Monobloc Modulating  
Gas and Dual Fuel Low NOx Burners



New Monobloc Burners up to 12 MW